


Unique Standards



Five lots are available on 2 – 2 ½ acre parcels backing up to protected woodlands. Elegant and tastefully designed European Manor Homes ranging from 8,000 – 12,000 square feet are being offered. Superior custom architectural designs and the accommodation of special requests are what you will find here. Only the finest materials and craftsmen will be utilized to construct these five rare properties.

Home Sites

Lighted stone columns mark the entrance to your estate. Proceed to your front door over an old world paver driveway bordered with belgian block curbing. All front yards will be formally landscaped, complete with sprinklers to ensure a finished product throughout the community.

Facade

Encounter authentic stone, brick or stucco on four sides with hand cut limestone surrounds at your front door. A lifetime dimensional roof will compliment the exteriors old world craftsmanship.

Kitchen & Baths

Care Christian™ kitchens will surely become a natural gathering place for your family. These hand crafted European kitchens are hand painted in place to your precise specifications. All counter tops are imported granite. Appliances are your choice with a generous allowance.

Bathrooms are well appointed. Vanity tops are granite with tiled floors, baths and showers. Kohler® fixtures will include undermount sinks.

Foyer & Interior

Enter into a distinctive foyer, featuring stone flooring and sculptural floating staircase with magnificently detailed ceilings, complete with dome. Balance of home flooring is finely crafted oak hardwood or carpet of your choice.

Ten foot first floor ceilings will be accompanied by eight foot doors and architectural hardware. Elaborate moldings will adorn the doors and windows along with thick crown at the dining room, living room, foyer and master suite. Vaulted ceilings will be found throughout.

Windows are energy efficient and plentiful with panoramic views through Palladian glass.

Essentials

A minimum of three over sized fireplaces will be found in every home and so will a central Vacuum and Alarm system. If you require more square footage (please note basement and garage not included in square footage) the basement is a solid poured concrete wall ten feet in height to provide for tall ceilings if finishing is desired. An elevator will take you to all levels. Homes include a ten year home warranty.

Mechanical/Electrical

Homes will be built with low maintenance and efficiency in mind. The following is what you can expect at a minimum.

- Five zone Heating and Air Conditioning
- Two 75–Gallon Hot Water Heaters
- 400 AMP Electrical Service. Fifty recessed lights, Decora style switches and outlets, under cabinet kitchen lighting, and a chandelier lift kit in the foyer
- Hot Water Recirculating system
- Private Well with Water Conditioner and State-Of-The-Art Two Horsepower Constant Water Pressure System with 70 psi achievable
- Private septic system
- Natural Gas, Cable, Telephone and all utilities are underground

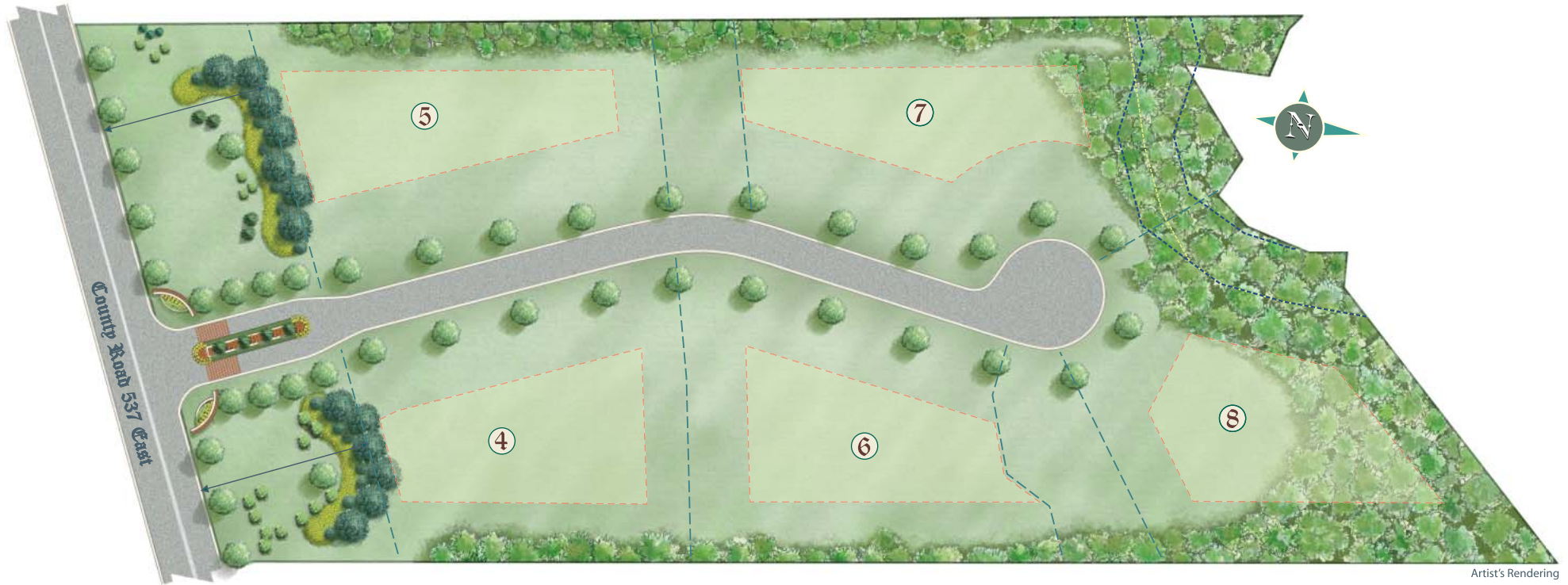

732.408.9777

MAPQUEST/NAVIGATION:

81 County Road 537 East
Colts Neck, New Jersey 07722

Numerous other standards are listed separately. Subject to change. Standards vary by architectural design.

Your Community



Artist's Rendering